


Name 


Day/Date 

Reading Contract A



Title: Talking to Nanny
Colour Level (Guided): Yellow
Text Series: Ready to Read (NZ)
www.therelievingteacher.weebly.com

Trace  Talking to Nanny

Fix Up  Trace over the correct letters, and circle all the letters that are in the wrong place or not correct.
Talking To NanNy


My Picture 

How many were in the book?




Match up then colour in/trace the words




smile 



computer 



photos 

If any of the above image words are underlined, it is only that word that is used in questions 6-8.



Make up your own photo album. This could have photos in it of you, or photos/pictures from old magazines. You could also draw pictures which look like photos.

Name 

Date/Day 

Reading Contract B



Title: Talking to Nanny


Colour Level (*Guided*): Yellow

Text Series: Ready to Read (NZ)


www.therelievingteacher.weebly.com

Title 

My Words  Write some of your own words which are related to the story, but which were not in the story.

Find the Words  Write words from the story that start with the letters.

Kia _ _ _ sm

My Turn  Using your own words, write your own sentence about something that happened, or that was in the book.



Question Time. Answer the questions.

1. Why couldn't Aroha go and see Nanny?
2. What was the second (2nd) thing Anna talked about to Nanny?
3. What is the Māori word, for 'bye'?
4. What did Aroha miss about Nanny?
5. How long had it been since Aroha had seen Nanny?



Word Study-I'm all mixed up. Write the words correctly.

For questions 6-8, the first letter of each word is written in a capital letter.

6. Comterpu →

7. Slemi →

8. Phtsoo →

Find Me



9. How many times is this word in the book?

missed

