


Name 

Day/Date 


Reading Contract A 

Title: The Chocolate Cake
Colour Level (Guided): L.19 Purple
Text Series: PM+ (Nelson Books)
www.thereleviatingteacher.weebly.com

Trace  The Chocolate Cake

Fix Up  Trace over the correct letters, and circle all the letters that are in the wrong place or not correct.
ThE ChOcolate Cake

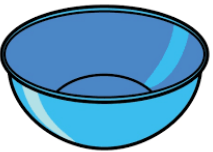
How many were in the book?




 Match up then colour in/trace the words




bowl 



apron 



cake 

My Picture 

If any of the above image words are underlined, it is only that word that is used in questions 6-8.



Draw a picture of either a cake that you have made before, or draw a picture of your own imaginary cake (with all the yummy bits on it).

Name 

Date/Day 

Reading Contract B




Title: The Chocolate Cake


Colour Level (Guided): L.19 Purple

Text Series: PM+ (Nelson Books)


www.therelievingteacher.weebly.com

Title 

My Words  Write some of your own words which are related to the story, but which were not in the story.

Find the Words  Write words from the story that start with the letters.

P **st**

My Turn  Using your own words, write your own sentence about something that happened, or that was in the book.



Question Time. Answer the questions.

1. Why didn't they go camping?
2. Who broke the eggs carefully?
3. Who licked the bowl?
4. What happened to the cake when they took it out of the tin?
5. What did they end up doing with the cake at the end?



Word Study-I'm all mixed up. Write the words correctly.

For questions 6-8, the first letter of each word is written in a capital letter.

6. lwoB →

7. pronA →

8. kaeC →

Find Me



9. How many times is this word in the book?

Nathan or Tess

