

Name 



Day/Date 

Reading Contract A 


Title: The Garden Surprise

Colour Level (Guided): Blue

Text Series: Ready to Read (NZ)

www.therelievingteacher.weebly.com


Trace  The Garden Surprise

Fix Up  Trace over the correct letters, and circle all the letters that are in the wrong place or not correct.
GaRdeN sUrprIse


How many were in the book?  

 Match up then colour in/trace the words



snail 




tomato 



carrot 

If 2 words are used together by any of the above 3 images, it is only the underlined word that is used in questions 6-8.

My Picture 



Make up your own mini model garden. You can include the plants mentioned in the story as well as any other vegetables you know.

Name 




Date/Day 

Reading Contract B




Title: The Garden Surprise
Colour Level (*Guided*): Blue
Text Series: Ready to Read (NZ)
www.therelievingteacher.weebly.com

Title 

My Words  Write some of your own words which are related to the story, but which were not in the story.

Find the Words  Write words from the story that start with the letters.
S pl

My Turn  Using your own words, write your own sentence about something that happened, or that was in the book.



Question Time. Answer the questions.

1. Who liked eating carrots with dip?
2. Why did they water the plants?
3. Who looked at the strange plant?
4. Why did Mr Langi say to take a photo?
5. What was the yummy surprise?



Word Study-I'm all mixed up. Write the words correctly.

For questions 6-8, the first letter of each word is written in a capital letter.

6. torraC →

7. Slnai →

8. matooT →

Find Me



9. How many times is this word in the book?

seeds

