


Name 

Day/Date 

Reading Contract A 

Title: The Gardener's Maze
Colour Level (Guided): Green
Text Series: Ready to Read (NZ)
www.therelievingteacher.weebly.com

Trace  The Gardener's Maze

Fix Up  Trace over the correct letters, and circle all the letters that are in the wrong place or not correct.
the gardenre's maZe

My Picture 


How many were in the book?   pegs

 Match up then colour in/trace the words



watering can 



tape measure 



maze 

If 2 words are used together by any of the above 3 images, it is only the underlined word that is used in questions 6-8.



Make up your own maze (like the one in the picture on the left had side of this page). Try and include things from the story.

Name 


Date/Day 

Reading Contract B




Title: The Gardener's Maze
Colour Level (*Guided*): Green
Text Series: Ready to Read (NZ)
www.therelievingteacher.weebly.com

Title 

My Words  Write some of your own words which are related to the story, but which were not in the story.

Find the Words  Write words from the story that start with the letters.
t **gr**

My Turn  Using your own words, write your own sentence about something that happened, or that was in the book.



Question Time. Answer the questions.

1. What kind of day was it when he was looking at his book?
2. What page did he make his plan for a maze?
3. What were all the things on his list that he needed?
4. How many pegs were there?
5. What animal was in the hedge when he was clipping it?



Word Study-I'm all mixed up. Write the words correctly.

For questions 6-8, the first letter of each word is written in a capital letter.

6. →
7. →
8. →

Find Me



9. How many times is this word in the book?

