

Name 

Day/Date 


Reading Contract A 


Title: The Hole in the King's Sock



Colour Level (Guided): Orange

Text Series: Ready to Read (NZ)

www.therelievingteacher.weebly.com

Trace  The Hole in the King's Sock


Fix Up  Trace over the correct letters, and circle all the letters that are in the wrong place or not correct.
ThE HOle in thE KiNg's SOck


How many were in the book?  

 Match up then colour in/trace the words




king 

socks 

knitting 



If 2 words are used together by any of the above 3 images, it is only the underlined word that is used in questions 6-8.

My Picture 



Make up your own sock design. Make sure you make it so you can see that there was a hole in part of it.

Name 

Date/Day 

Reading Contract B




Title: The Hole in the King's Sock


Colour Level (*Guided*): Orange


Text Series: Ready to Read (NZ)

www.therelievingteacher.weebly.com

Title 

My Words  Write some of your own words which are related to the story, but which were not in the story.

Find the Words  Write words from the story that start with the letters.
g **thr**

My Turn  Using your own words, write your own sentence about something that happened, or that was in the book.



Question Time. Answer the questions.

1. Why did the Royal Menders come running?
2. How did the Royal Cooks make the dough?
3. How did the Royal Gardeners try to mend the hole?
4. Who showed the King how to knit?
5. Why did the King smile at the end of the story?



Word Study-I'm all mixed up. Write the words correctly.

For questions 6-8, the first letter of each word is written in a capital letter.

6. →
7. →
8. →

Find Me



9. How many times is this word in the book?

