


Name 



Day/Date 

Reading Contract A 

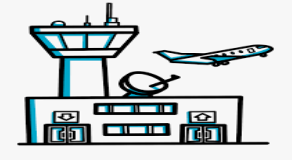
Title: The Little Work Plane
Colour Level (Guided): L.15 Orange
Text Series: PM+ (Nelson Books)
www.thereleviatingteacher.weebly.com


Trace  The Little Work Plane


Fix Up  Trace over the correct letters, and circle all the letters that are in the wrong place or not correct.
The LiTTle WoRk PlanE

How many were in the book?  


 Match up then colour in/trace the words



plane 

farmer 

airport 

My Picture 

If 2 words are used together by any of the above 3 images, it is only the underlined word that is used in questions 6-8.



Using cardboard (or lego), try and make up your own plane. Try and make it look as real as possible.

Name 


Date/Day 


Reading Contract B




Title: The Little Work Plane
Colour Level (Guided): L.15 Orange
Text Series: PM+ (Nelson Books)
www.therelievingteacher.weebly.com

Title 

My Words  Write some of your own words which are related to the story, but which were not in the story.

Find the Words  Write words from the story that start with the letters.
h **sl**

My Turn  Using your own words, write your own sentence about something that happened, or that was in the book.



Question Time. Answer the questions.

1. Who is Jed?
2. How many bags did the man give Jed?
3. Where was the snow?
4. How did Jed know where the farmer was?
5. How did Jed get the food down to the farmer?



Word Study-I'm all mixed up. Write the words correctly.

For questions 6-8, the first letter of each word is written in a capital letter.

6. portriA →
7. erarFm →
8. enlPa →

Find Me



9. How many times is this word in the book?

plane

