

Name 

Day/Date 

Reading Contract A





Title: The Lost Hat

Colour Level (Guided): Red

Text Series: Ready to Read (NZ)

www.therelievingteacher.weebly.com

Trace  The Lost Hat

Fix Up  Trace over the correct letters, and circle all the letters that are in the wrong place or not correct.
THELOSTHAT


My Picture 

How many were in the book?




Match up then colour in/trace the words



name 



sandpit 

hat 

Sunil

FLAMINGTEXT.COM
If any of the above image words are underlined, it is only that word that is used in questions 6-8.



Using card/paper/old material etc, either make up your own hat design, or make up your own class mini lost property box.

Name 


Date/Day 


Reading Contract B




Title: The Lost Hat
Colour Level (Guided): Red
Text Series: Ready to Read (NZ)
www.thereleviatingteacher.weebly.com

Title 

My Words  Write some of your own words which are related to the story, but which were not in the story.

Find the Words  Write words from the story that start with the letters.
m pr

My Turn  Using your own words, write your own sentence about something that happened, or that was in the book.



Question Time. Answer the questions.

1. Where were two (2) places in the classroom they looked?
2. What two (2) things were in the sandpit?
3. What was in the lost property box?
4. Whose name was on the hat on page 7?
5. Who was the person who had lost their hat?



Word Study-I'm all mixed up. Write the words correctly.

For questions 6-8, the first letter of each word is written in a capital letter.

6. →
7. →
8. →

Find Me



9. How many times is this word in the book?

