


Name 

Day/Date 


Reading Contract A 

Title: The Praying Mantis
Colour Level (Guided): Yellow
Text Series: Ready to Read (NZ)
www.therelievingteacher.weebly.com

Trace  The Praying Mantis


Fix Up  Trace over the correct letters, and circle all the letters that are in the wrong place or not correct.
ThE Praying ManTis


How many were in the book?




Match up then colour in/trace the words



eye 

feelers 

front legs 

If any of the above image words are underlined, it is only that word that is used in questions 6-8.

My Picture 



Draw a picture of a praying mantis. Then write words from the story which show all the different parts of a praying mantis.

Name 


Date/Day 


Reading Contract B




Title: The Praying Mantis
Colour Level (*Guided*): Yellow
Text Series: Ready to Read (NZ)
www.thereleviatingteacher.weebly.com

Title 

My Words  Write some of your own words which are related to the story, but which were not in the story.

Find the Words  Write words from the story that start with the letters.
P st

My Turn  Using your own words, write your own sentence about something that happened, or that was in the book.



Question Time. Answer the questions.

1. Why does the praying mantis sit very still?
2. What is the praying mantis looking for on page 3?
3. What is the praying mantis sitting on?
4. What happens when the fly comes back?
5. What is left of the fly after the praying mantis has eaten it?



Word Study-I'm all mixed up. Write the words correctly.

For questions 6-8, the first letter of each word is written in a capital letter.

6. →

7. →

8. →

Find Me



9. How many times is this word in the book?

Munch

