

Name 

Day/Date 


Reading Contract A 


Title: The Rain Came Down

Colour Level (Guided): Red

Text Series: Ready to Read (NZ)

[www.therelievingteacher.weebly.com](http://www.therelievingteacher.weebly.com)

Trace  The Rain Came Down


Fix Up  Trace over the correct letters, and circle all the letters that are in the wrong place or not correct.  
ThE RaIn CamE DOWn

My Picture 


How many were in the book?     Children


 Match up then colour in/trace the words



plant 



rain 



seeds 

If any of the above image words are underlined, it is only that word that is used in questions 6-8.



Using card/paper, or similar items, make up your own packet of seeds. They could be for a real plant, or for a made up plant.

Name 

Date/Day 

**Reading Contract B**




Title: The Rain Came Down


Colour Level (*Guided*): Red

Text Series: Ready to Read (NZ)


[www.therelievingteacher.weebly.com](http://www.therelievingteacher.weebly.com)

Title 

**My Words**  Write some of your own words which are related to the story, but which were not in the story.

**Find the Words**  Write words from the story that start with the letters.

d pl

**My Turn**  Using your own words, write your own sentence about something that happened, or that was in the book.



**Question Time. Answer the questions.**

1. What kind of seeds did they plant?
2. How did the people stay dry in the rain?
3. What animals came up from the ground?
4. What helped to make the seeds grow?
5. Why did they say, Yay!, at the end of the story?



**Word Study-I'm all mixed up. Write the words correctly.**

For questions 6-8, the first letter of each word is written in a capital letter.

6. Plnat →

7. Rian →

8. Sedes →

**Find Me**



9. How many times is this word in the book?

came

