

Name 

Day/Date 


Reading Contract A 


Title: Too Big!

Colour Level (Guided): Magenta


Text Series: Ready to Read NZ

www.therelievingteacher.weebly.com

Trace  Too Big!

Fix Up  Trace over the correct letters, and circle all the letters that are in the wrong place or not correct.
T O O B I G!

How many were in the book?



Match up then colour in/trace the words



hug



chair



bike



My Picture



Draw pictures of some things that you think you are too big for now.

If any of the above image words are underlined, it is only that word that is used in questions 6-8.

Name 

Date/Day 

Reading Contract B




Title: Too Big!


Colour Level (Guided): Magenta

Text Series: Ready to Read NZ


www.therelievingteacher.weebly.com

Title 

My Words  Write some of your own words which are related to the story, but which were not in the story.

Find the Words  Write words from the story that start with the letters.

b **sh**

My Turn  Using your own words, write your own sentence about something that happened, or that was in the book.

Four empty horizontal lines for writing a sentence.



Question Time. Answer the questions.

1. Where is the cat on page 5?
2. What page is the butterfly on?
3. What was the second (2nd) thing that he was too big for?
4. How many pages does this story have altogether?
5. Where is the teddy in his bedroom?



Word Study-I'm all mixed up. Write the words correctly.

For questions 6-8, the first letter of each word is written in a capital letter.

6. →
7. →
8. →

Find Me

9. How many times is this word in the book?

big

