

Name 

Day/Date 

Reading Contract A 


Title: Treasure from the Sea

Colour Level (Guided): Purple

Text Series: Ready to Read (NZ)

[www.thereleviatingteacher.weebly.com](http://www.thereleviatingteacher.weebly.com)

Trace  Treasure from the Sea

Fix Up  Trace over the correct letters, and circle all the letters that are in the wrong place or not correct.

TreaSuRe frOm The SeA

How many were in the book?   



Match up then colour in/trace the words



digging 



seaweed 



seagull 

If any of the above image words are underlined, it is only that word that is used in questions 6-8.

My Picture 



Using pictures, make up your own beach scene. Then either make and stick on, or draw in images of all the things mentioned in the story that are to do with the beach.

Name 


Date/Day 


**Reading Contract B**




Title: Treasure from the Sea  
Colour Level (Guided): Purple  
Text Series: Ready to Read (NZ)  
[www.therelievingteacher.weebly.com](http://www.therelievingteacher.weebly.com)

Title 

**My Words**  Write some of your own words which are related to the story, but which were not in the story.

**Find the Words**  Write words from the story that start with the letters.  
**f SC**

**My Turn**  Using your own words, write your own sentence about something that happened, or that was in the book.



**Question Time. Answer the questions.**

1. What did Megan hope for at the beginning of the story?
2. List all the things that Megan had found by the end of the week.
3. What happened on the last page of the story?
4. Why did the other children and parents come over to Megan?
5. How did they save the stranded fish?



**Word Study-I'm all mixed up. Write the words correctly.**

For questions 6-8, the first letter of each word is written in a capital letter.

6.  →
7.  →
8.  →

**Find Me**



9. How many times is this word in the book?

**Squawk**

