

Name 

Day/Date 

Reading Contract A




Title: Tricky Rat

Colour Level (Guided): Blue 1

Text Series: Ready to Read (NZ)

www.therelievingteacher.weebly.com


Trace  Tricky Rat

Fix Up  Trace over the correct letters, and circle all the letters that are in the wrong place or not correct.
tricky rAt

How many were in the book?




Match up then colour in/trace the words



bread 



seagull 



rat 

My Picture

If 2 words are used together by any of the above 3 images, it is only the underlined word that is used in questions 6-8.



Make up your own mini cut-out image or picture of one of the animals in the story. Write as many words about that animal that you know.

Name 

Date/Day 

Reading Contract B




Title: Tricky Rat

Colour Level (Guided): Blue 1


Text Series: Ready to Read (NZ)

www.therelievingteacher.weebly.com

Title 

My Words  Write some of your own words which are related to the story, but which were not in the story.

Find the Words  Write words from the story that start with the letters.
f **sm**

My Turn  Using your own words, write your own sentence about something that happened, or that was in the book.



Question Time. Answer the questions.

1. Who was fighting over the bread?
2. What did Rat say the seagulls should do?
3. How many pieces did Rat nibble the bread into?
4. How did Rat make the piece of bread smaller?
5. Who got the most of the bread in the end?



Word Study-I'm all mixed up. Write the words correctly.

For questions 6-8, the first letter of each word is written in a capital letter.

6. gullSae →

7. dreBa →

8. taR →

Find Me



9. How many times is this word in the book?

nibbled

