

Name 

Day/Date 

Reading Contract A 

Title: Watch Me!


Colour Level (Guided): Yellow

Text Series: Ready to Read (NZ)

www.therelievingteacher.weebly.com

Trace 


Watch Me!

Fix Up 


Trace over the correct letters, and circle all the letters that are in the wrong place or not correct.

WaTcH Me?

How many were in the book?



eye




Match up then colour in/trace the words



hopping



frog



tadpole



My Picture



Draw some pictures which show a tadpole turning into a frog. (this is called a simple life-cycle). You may also like to include pictures of where tadpoles/frogs like to live.

If any of the above image words are underlined, it is only that word that is used in questions 6-8.

Name 

Date/Day 

Reading Contract B




Title: Watch Me!


Colour Level (*Guided*): Yellow

Text Series: Ready to Read (NZ)

www.therelievingteacher.weebly.com


Title 

My Words  Write some of your own words which are related to the story, but which were not in the story.

Find the Words  Write words from the story that start with the letters.

T

WR

My Turn  Using your own words, write your own sentence about something that happened, or that was in the book.



Question Time. Answer the questions.

1. What happened to his tail on pages 8 and 9?
2. Does the frog turn into a tadpole?
3. What came out, on page 3?
4. Why do you think he hopped away?
5. Describe the frog or tadpole.



Word Study-I'm all mixed up. Write the words correctly.

For questions 6-8, the first letter of each word is written in a capital letter.

6. Tadlepo →

7. Fgro →

8. Hoingpp →

Find Me



9. How many times is this word in the book?

me