

Name 

Day/Date 

Reading Contract A 

Title: What Is It?


Colour Level (Guided): Red

Text Series: Ready to Read (NZ)

www.therelievingteacher.weebly.com

Trace 


What Is It?

Fix Up 

Trace over the correct letters, and circle all the letters that are in the wrong place or not correct.


WhAt IS it?

How many were in the book?




Match up then colour in/trace the words




ladder 



exhaust pipe 



tractor 

My Picture



If any of the above image words are underlined, it is only that word that is used in questions 6-8.



Draw your own picture of a tractor.
Make sure you name all the different parts
that you know.

Name 


Date/Day 

Reading Contract B


Title: What Is It?
Colour Level (*Guided*): Red
Text Series: Ready to Read (NZ)
www.therelievingteacher.weebly.com



Title 

My Words  Write some of your own words which are related to the story, but which were not in the story.

Find the Words  Write words from the story that start with the letters.
h **fr**

My Turn  Using your own words, write your own sentence about something that happened, or that was in the book.



Question Time. Answer the questions.

1. Are the wheels big or small?
2. What colour is the big motor?
3. How many steps are there on the ladder?
4. What are some things that tractors are used for?
5. Where on the tractor is the exhaust pipe?



Word Study-I'm all mixed up. Write the words correctly.

For questions 6-8, the first letter of each word is written in a capital letter.

6. →
7. →
8. →

Find Me



9. How many times is this word in the book?

big

