


Name 

Day/Date 


2024 Reading Contract A 


Title: What's in the Cake Tin?

Colour Level (Guided): Red

Text Series: Ready to Read (NZ)

www.therelievingteacher.weebly.com


Trace  What's in the Cake Tin?

Fix Me  Trace over the correct letters, and circle all the letters that are in the wrong place or not correct.
WhAt's in tHe Cake Tin!

How many were in the book?



Tin



Table



Match up then colour in/trace the words



crumbs



cake



tin




My Picture



Your teacher will tell you when you can do this.
It could be making a paper/cardboard model of something from the book.

Name 

Date/Day 

2024 Reading Contract B 

Title: What's in the Cake Tin?

Colour Level (Guided): Red

Text Series: Ready to Read (NZ)


www.therelievingteacher.weebly.com

Title 

My Wordfind  5X5X5: Find the following 5 words (horizontal only):


yum, cake, tin, Simon, asked

y	u	m	1	2
3	c	a	k	e
5	4	t	i	n
S	i	m	o	n
a	s	k	e	d

Find the Words  Write a word from the book that starts with the letter and blend.

C

sn

My Turn  Using your own words, write your own sentence about something that happened, or that was in the book.



Question Time. Answer the questions.

- Who sniffed the tin?
- What was in the cake tin?
- Where was the cake tin?
- When did Dad look in the cake tin?
- Why were there only crumbs in the cake tin at the end?



Word Study-I'm all mixed up. Write the words correctly.

For questions 6-8, the first letter of each word is written in a capital letter.

6. nnaA →

7. gDo →

8. Mmu →

Find Me



9. How many times is this word in the book?

chocolate

