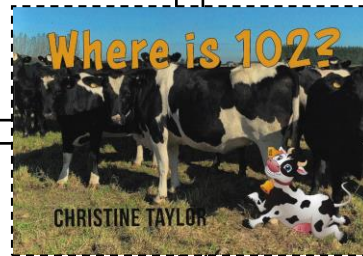


A**Question Time 1 (using the text).**

1. Where was the first place they thought 102 may be in?
2. What did they think she may be hiding **behind**?
3. How many people fed out yummy silage to 102 and all her friends?
4. Why did Number 1 say, to get 102 out of the deer paddock?
5. What colour was the **big** tractor?
6. What had 102 been eating on pages 18 and 19?
7. Why was 102 feeling sad?
8. What was in the silos?
9. Who rang the transport company?
10. What did 102 really just want to do?
11. Why do you think 102 was really lucky that the transport company didn't have enough room to fit her on the truck?

B**Question Time 2 (using the pictures).**

1. What page is the old rocking chair on?
2. Who is behind the steering wheel on the ute?
3. Most of the cows like 102, are Friesian cows, which are black and white. How many other cows are there that are not Friesian cows?
4. Where is the drill?
5. Describe the transport truck.
6. What are the numbers after the 'A' on the ear tag?
7. Who has their head poking through, the gate with the padlock on?
8. How many grain silos are there altogether?


**C****Word Study.** Find the words.

Find the words
Up, Down & Across

Heifer
Jock
Grandad
Silage
Granny
102

a	b	c	e	G	d	e	f	g	h
i	H	j	g	r	k	m	l	O	2
l	e	n	a	a	o	p	q	r	s
t	i	u	l	n	v	J	o	c	k
w	f	x	i	n	y	z	l	a	b
c	e	d	S	y	e	f	i	g	D
h	r	i	j	k	l	m	S	n	e
o	p	G	r	a	n	d	a	d	e
q	r	s	t	H	e	a	d	e	r

Find the picture words too



How many did you find?

Written in NZ, December, 2019.
www.therelievingteacher.weebly.com

D 102**Question Time 3 (finding other information).**

Find the answer to these questions by looking at other information in the book that is not part of the storyline.

Front Cover Page

1. Where is the cow bell?
2. Who is the author?

The first page after the cover page.

3. What year did Christine Taylor write this book?

The second page after the cover page.

4. How many beautiful grandchildren does the authors' family have?

The outside of the back cover page.


5. Who is the picture of, on the back cover?





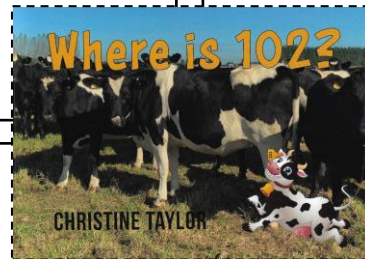
Who or What Am I?

Using the below images from the text, find the words in the book, and write what or who they are.



It's the Farm Life (What I know).

This story is all about life on a farm. The images shown on these worksheets, and especially in Section E, show things that are related to working on a farm. Your job is to write as many words as you can about any other things that you know of that are related to farming life. These do not have to just be about dairy farms, and can include other types of farms in NZ, like sheep and beef, deer, pigs, chickens etc. It could even just be about life on a lifestyle block, or rural life if you live in a rural area, but not on a farm. You could also make this activity into a small booklet where you draw pictures of your words, and then write the words below the images.



102 has been naughty again, and has mixed up all the ear tag numbers. Can you put them back in order?.



Mixed Up Sentence.

Using the words below, put them in order so the sentence makes sense. The green word is the start of the sentence, and the red word is the end of the sentence.

is, heifer, her, paddock., 102, escapes, who, a, friesian, from

My Mini Fact File: Using the information from the story, write your own mini fact file/presentation about 'cows'. You can include other information that you already know about cows as well. You can do this a number of different ways (ask your teacher if you are unsure). You may even want to do it like a mini booklet, where you cut the mini booklet out in the shape of something related to the theme (such as in the shape of a cow or tractor). Your booklet may even have more pictures/illustrations than sentences if you really like doing pictures.

