

Name 


Day/Date 


Reading Contract A



Title: Whitebait Season
Colour Level (Guided): Purple
Text Series: Ready to Read (NZ)
www.therelievingteacher.weebly.com

Trace  Whitebait Season

Fix Up  Trace over the correct letters, and circle all the letters that are in the wrong place or not correct.
whIteBait sEason


How many were in the book?  

 Match up then colour in/trace the words





native fish 



fritters 



whitebait net 

My Picture 

If any of the above image words are underlined, it is only that word that is used in questions 6-8.



Draw or make your own mini whitebait net and scoop. Try and make them look as real as possible.

Name 


Date/Day 


Reading Contract B




Title: Whitebait Season
Colour Level (Guided): Purple
Text Series: Ready to Read (NZ)
www.therelievingteacher.weebly.com

Title 

My Words  Write some of your own words which are related to the story, but which were not in the story.

Find the Words  Write words from the story that start with the letters.
n **kn**

My Turn  Using your own words, write your own sentence about something that happened, or that was in the book.



Question Time. Answer the questions.

1. How many hours did they have left to go before they had to stop?
2. Why did they let one of the whitebait go?
3. Why do you think Nathan went looking for driftwood?
4. How did Dad get the whitebait into the bucket?
5. What do you think Pickle was thinking?



Word Study-I'm all mixed up. Write the words correctly.

For questions 6-8, the first letter of each word is written in a capital letter.

6. **W**ebait hit →

7. **N**veati →

8. **F**ttrisre →

Find Me



9. How many times is this word in the book?

whitebait

