

Name 

Day/Date 


Reading Contract A 


Title: Wibble Wobble, ALBATROSS!

Colour Level (Guided): Green

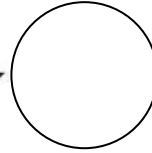

Text Series: Ready to Read (NZ)

www.therelievingteacher.weebly.com

Trace  Wibble Wobble, ALBATROSS!

Fix Up  Trace over the correct letters, and circle all the letters that are in the wrong place or not correct.
wiBBle woBBle, aLBATROSS?

How many were in the book?



Match up then colour in/trace the words




albatross



resting



gliding



My Picture 

If 2 words are used together by any of the above 3 images, it is only the underlined word that is used in questions 6-8.



Draw a picture of an albatross. Around your picture, write as many words related to the albatross as you can. Be creative.

Name 

Date/Day 

Reading Contract B




Title: Wibble Wobble, ALBATROSS!


Colour Level (*Guided*): Green

Text Series: Ready to Read (NZ)

www.therelievingteacher.weebly.com


Title 

My Words  Write some of your own words which are related to the story, but which were not in the story.

Find the Words  Write words from the story that start with the letters.

f

tr

My Turn  Using your own words, write your own sentence about something that happened, or that was in the book.

Blank writing area for the 'My Turn' section.



Question Time. Answer the questions.

1. What does it do in the wind?
2. Describe the albatross.
3. What is happening on page 8?
4. When does it wobble about?
5. What is special about the albatross? See the back page.



Word Study-I'm all mixed up. Write the words correctly.

For questions 6-8, the first letter of each word is written in a capital letter.

6. dilGing →

7. ingtsRe →

8. ssortablA →

Find Me



9. How many times is this word in the book?

albatross

