

# My Writing or My Word List

Shared book worksheet  
used for BSLA lesson

Name:

Date:

[www.therelievingteacher.weebly.com](http://www.therelievingteacher.weebly.com)

Resource written in NZ, 25 May, 2024

# Perky and his Chicks

Perky and his Chicks



A Perky, The Pukaki Story  
Perky and his Chicks



by Michelle Osment  
Illustrated by Sunset

Words

Handwriting practice area consisting of multiple sets of horizontal lines. Each set includes a solid top line, a dashed middle line, and a solid bottom line, providing a guide for letter height and placement.



Name:

Perky and his Chicks. Draw a Pukeko (video link shown below).

Trace, then copy the following graphemes (letters), blends and endings.

sk

nk

st

ft

nt

sp

mp

ng

s

ly

l

r

Match the words with the new endings.

soft

sadly

nest

sweetly

crust

thinly

thin

crusts

sweet

nests

sad

softly

Target Words. Copy the words. Then match the pictures and words.

dusk

\_\_\_\_\_

bank

\_\_\_\_\_

nest

\_\_\_\_\_

soft

\_\_\_\_\_

hunt

\_\_\_\_\_

crisp

\_\_\_\_\_

crust

\_\_\_\_\_

stump

\_\_\_\_\_

stink


\_\_\_\_\_

sting

\_\_\_\_\_


rust

\_\_\_\_\_



Trace, then draw your own cover picture, or your own picture related to the story.

Perky and  
his Chicks




Find the following words in the word find (forward and down only).

Younger/less able kids could find letters rather than the words.

10 Words: chicks, toast, snack, birds, gate, plants, row, garden, hoe, Gran.

c	h	i	c	k	s	t
p	b	i	r	d	s	o
l	G	r	a	n	s	a
a	r	o	w	g	n	s
n	2	3	4	a	a	t
t	5	6	7	t	c	h
s	8	9	10	e	k	o
g	a	r	d	e	n	e



Draw your own Speech Bubbles



What are we saying?



Draw your own Think Bubbles. . .



What are we thinking?

