

My Writing or My Word List

www.thereleviatingteacher.weebly.com

Resource written in NZ, May, 2024.

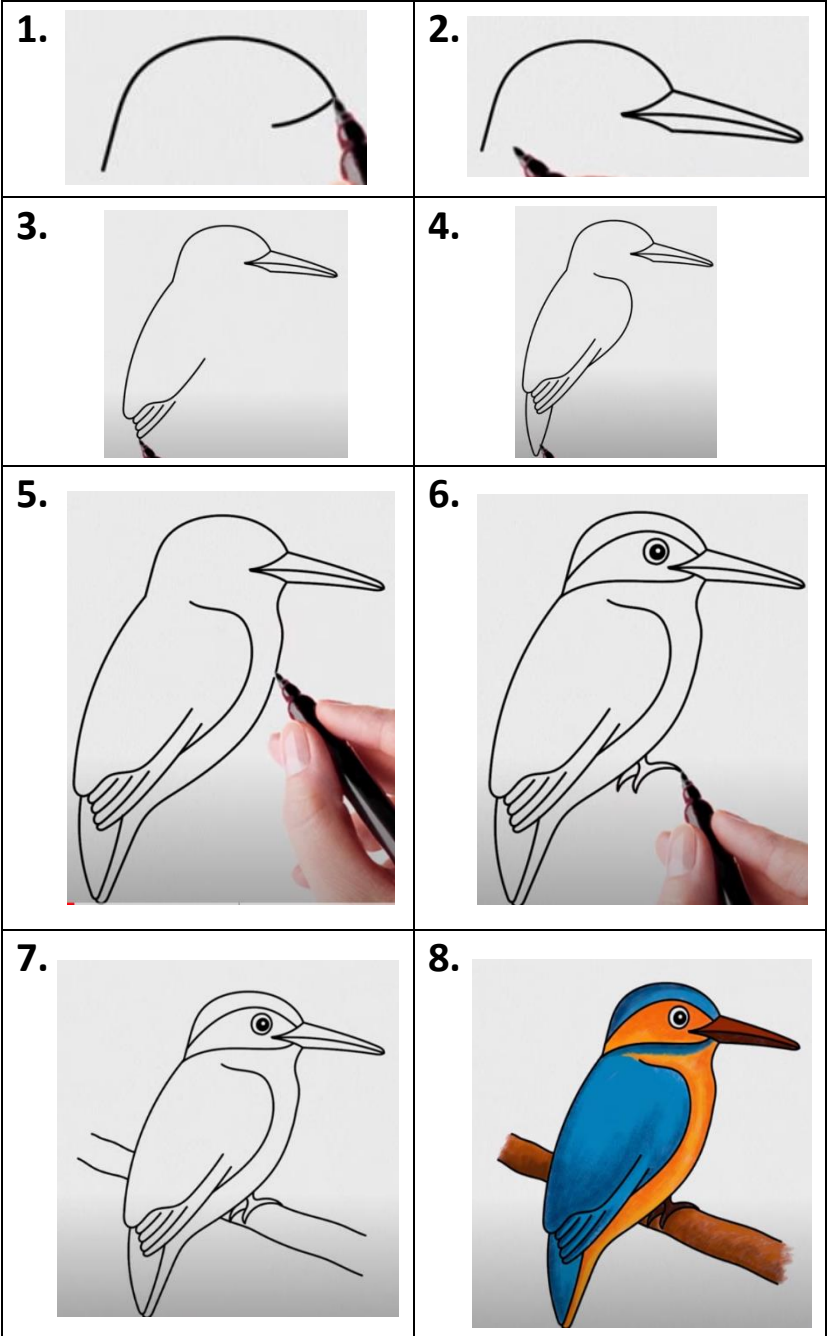
Shared book worksheet
used for BSLA lesson

Name:

The Lighthouse Keeper's Tea


Words

Handwriting practice area consisting of ten sets of horizontal lines. Each set includes a solid top line, a dashed middle line, and a solid bottom line.



Name: _____

The Lighthouse Keeper's Tea. Draw a Kingfisher.




1.




2.



3.



4.



5.



6.




7.



Name:

The Lighthouse Keeper's Tea. Draw a Lighthouse.



Trace, then copy the following letter/sounds/endings.

ee

ee

ee

ee

s

s

s

s

ing

ing

ing

ing

Draw a line to sort and match up the words

lip

splash

slap

top

wim

slip

sip

slip

stop

lap

lash

swim

Target Words. Fill in the missing letters.

need

n _ _ d

screen

scr _ _ n

Lee

L _ _

feed

f _ _ d

speed

sp _ _ d

slap

_ _ ap

swim

_ _ im

slip

_ _ ip

step

_ _ ep

splash


_ _ _ ash

sleep

_ _ _ _ p

Trace, then draw your own cover picture, or your own picture related to the story.

The Lighthouse
Keeper's Tea



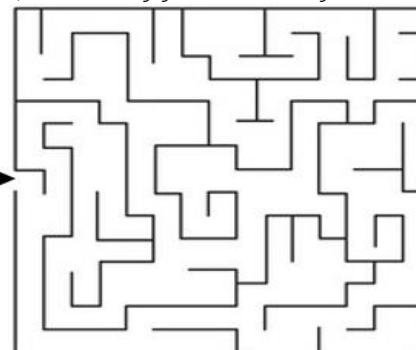
Find the following words in the wordfind (forward and down only).

Younger/less able kids could find letters rather than the words.

10 Words: Hamish, Sam, bread, telescope, swans, boar, violin, waves, jetty, lagoon.


H	1	2	S	a	m	3	b	w
a	j	s	4	5	6	7	r	a
m	e	w	b	o	a	r	e	v
i	t	a	9	9	10	11	a	e
s	t	n	12	13	14	15	d	s
h	y	s	v	i	o	l	i	n
16	l	a	g	o	o	n	17	18
t	e	l	e	s	c	o	p	e

Help Mr Grinling get back to his lighthouse.






Speech Bubbles

What are we saying to each other?



Think Bubbles

What are we thinking?



Put the pictures in the correct order. You could write numbers by the photos, or you could cut them out and put them in order.

