

My Writing or My Word List

Shared book worksheet  
used for BSLA lesson

Name:

Date:

[www.therelievingteacher.weebly.com](http://www.therelievingteacher.weebly.com)

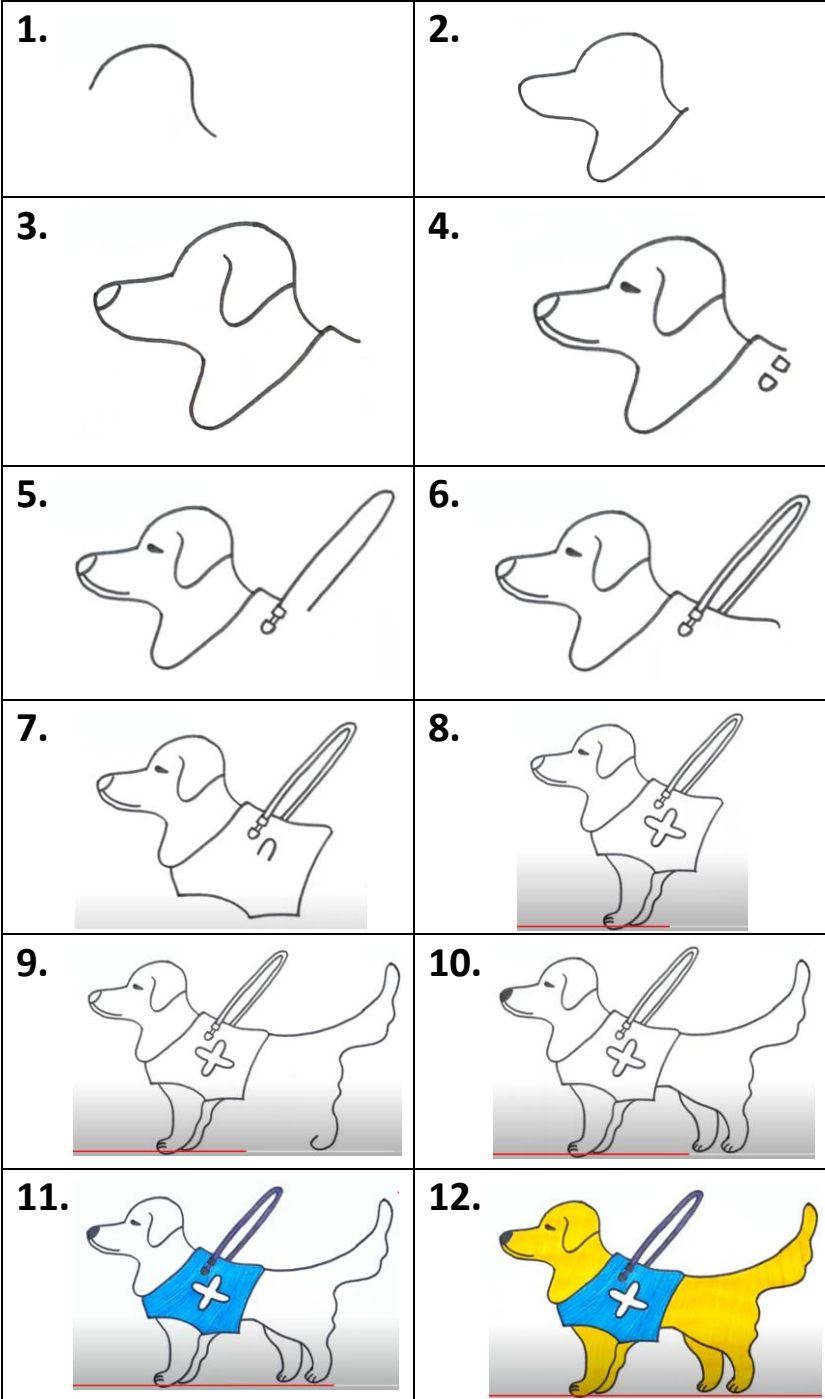
Resource written in NZ, 1 June, 2024

Colour the Stars





Words

Handwriting practice area consisting of multiple sets of horizontal lines. Each set includes a solid top line, a dashed middle line, and a solid bottom line, providing a guide for letter height and placement.



Name: \_\_\_\_\_

Colour the Stars. Draw a Guide Dog 



Trace, then copy the following graphemes (letters), blends and endings.

sk

nk

st

ft

nt

sp

mp

ng

s

ly

l

r

Match the words with the new endings.

sink

standing

alo\_ \_

shadows

colour

washing

shadow

colours

wash

along

stand

sinks

Target Words. Write the words. Then match the pictures with some of the words.

d + u + sk

\_\_\_\_\_

b + a + nk

\_\_\_\_\_

n + e + st

\_\_\_\_\_

s + o + ft

\_\_\_\_\_

h + u + nt

\_\_\_\_\_

cr + i + sp

\_\_\_\_\_

cr + u + st

\_\_\_\_\_

st + u + mp

\_\_\_\_\_

st + i + nk


\_\_\_\_\_

st + i + ng

\_\_\_\_\_

r + u + st

\_\_\_\_\_



Trace, then draw your own cover picture, or your own picture related to the story.

Colour the

Stars

Find the following words in the word find (forward and down only).

Younger/less able kids could find letters rather than the words.


Use the pictures for clues to \_ \_ \_ words shown.

10 Words: yellow, green, brown, red, orange, blue,  
feel, sm \_ \_ \_ , ta \_ \_ \_ , he \_ \_ \_ .

y	e	l	l	o	w	g
f	b	l	u	e	b	r
e	*	*	*	*	r	e
e	h	e	a	r	o	e
l	*	*	*	*	w	n
s	m	e	l	l	n	r
o	r	a	n	g	e	e
t	a	s	t	e	*	d



red, red, blue, blue



Draw your own Speech Bubbles



What are we saying?



Draw your own Think Bubbles. . .



What are we thinking?

