


Flit the Fantail and the Matariki Map



Words

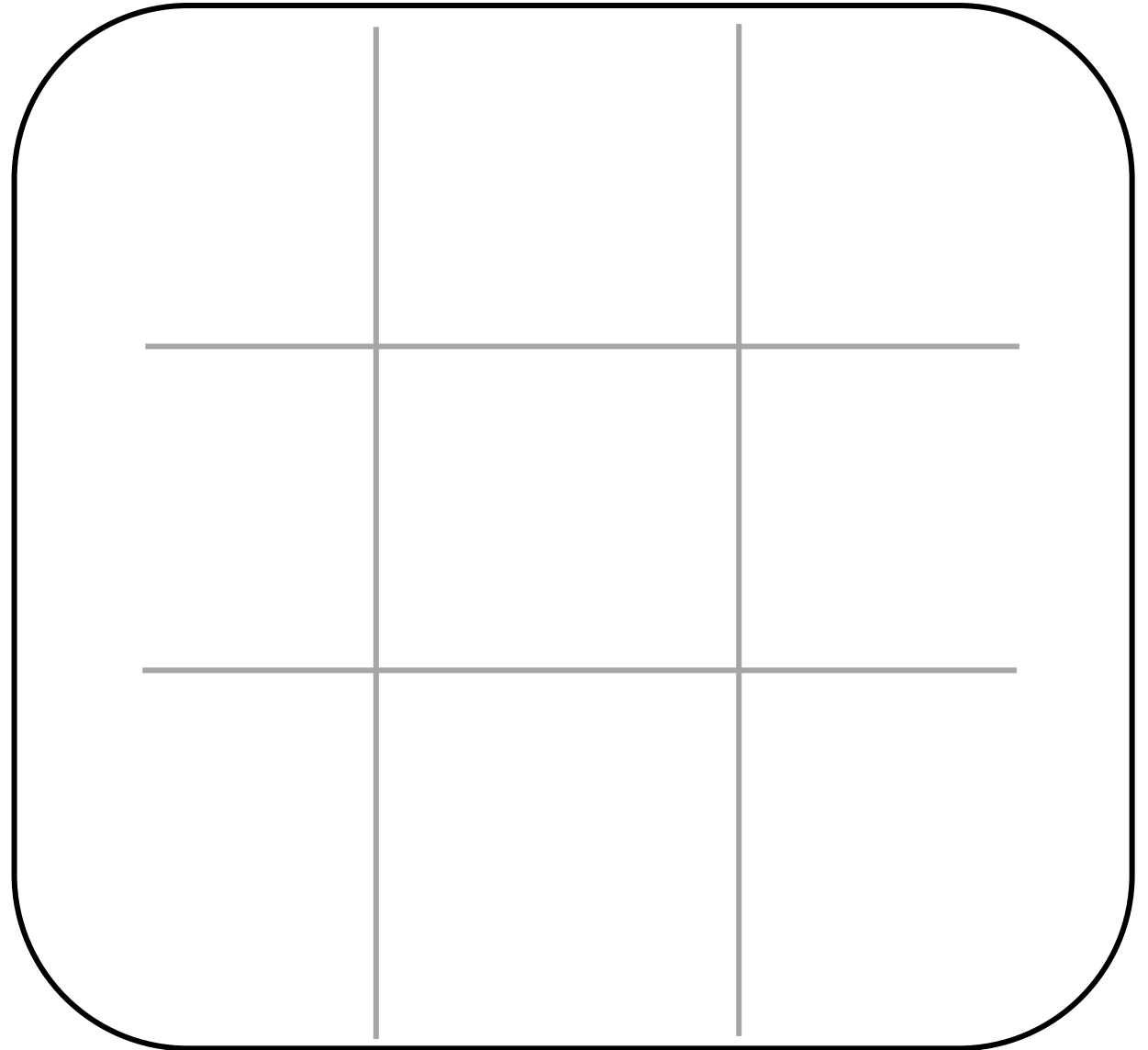
Handwriting practice lines consisting of solid top and bottom lines with a dashed middle line, repeated across the page.

Using the image below, try to draw your own Flit the Fantail / Pīwakawaka. Use the grid squares to try and help you.



Name:

Flit the Fantail and the Matariki Map. Draw a Fantail.



Trace, then copy the following graphemes (letters), blends and endings.

qu

qu

qu

qu

it

it

it

it

an

an

an

an

Make new words by adding 'it' or 'an' to the below letters

p + it = _____

p + an = _____

b + it = _____

b + an = _____

f + it = _____

c + an = _____

h + it = _____

f + an = _____

k + it = _____

m + an = _____

l + it = _____

n + an = _____

n + it = _____

r + an = _____

s + it = _____

v + an = _____

Write the words. Then match the pictures with some of the words.

qu + iz

qu + een

qu + a + ck

qu + i + ck

qu + i + t

qu + i + et

qu + i + ver

qu + es + tion



Shhhhh!

Trace, then draw your own picture, based on a structure element of the story.

Flit the Fantail and
the Matariki Map



Find the following words in the word find (forward and down only).

Younger/less able kids could find letters rather than the words.


Use the 4 pictures for clue words with missing letters _ _ _ _

10 Words: Matariki, nest, forest, lost, cry, crib,

m _ _ _ , F _ _ _ , R _ _ _ , K _ _ _




m	o	o	n	F	l	M
f	z	z	z	l	o	a
o	c	r	y	i	s	t
r	z	z	z	t	t	a
e	K	e	r	i	z	r
s	z	n	e	s	t	i
t	c	r	i	b	z	k
z	z	R	u	r	u	i



Draw your own Speech Bubbles



What are we saying?



Draw your own Think Bubbles . . .



What am I thinking?

