

My Writing or My Word List

Shared book worksheets
used for BSLA lessons


Name:

Date:

www.therelievingteacher.weebly.com

Resource written in NZ, 14 June, 2024

Room on the Broom




Words

Handwriting practice area consisting of ten sets of horizontal lines. Each set includes a solid top line, a dashed middle line, and a solid bottom line, providing a guide for letter height and placement.



Name: _____

Room on the Broom. Draw a witch on a broom. 



Trace, then copy the following graphemes (letters), blends and endings.

ly	ly	ly	ly
oo	oo	oo	oo
wh	wh	wh	wh

Match the words with the new endings.

thin	sweetly
thick	softly
sad	deeply
glad	sadly
deep	thinly
crisp	thickly
soft	gladly
sweet	crisply

Target Words. Write the words. Then match the pictures with some of the words.

h oo t



b oo t



r oo st

z oo m

b oo m



r oo m

m oo n



s oo n

sc oo t


wh e n



wh i p

wh i ff

wh i sk



wh i ch

Trace, then draw your own picture, based on a structure element of the story.

Room on

the Broom

Find the following words in the word find (forward and down only).


Younger/less able kids could find letters rather than the words.

Use the 4 pictures for clues to the 4 words with missing letters _ _ _ _

10 Words: witch, tapped, wind, ground, beak, twig

c _ _ , d _ _ , h _ _ , w _ _ _

t	a	p	p	e	d	w
b	l	2	3	4	c	i
e	h	a	t	w	a	t
a	w	5	7	i	t	c
k	a	6	8	n	9	h
d	n	10	11	d	13	14
o	d	12	t	w	i	g
g	g	r	o	u	n	d



Draw your own Speech Bubbles



What are we saying?

Blank area for drawing a speech bubble.



Blank area for drawing a speech bubble.

Draw your own Think Bubbles . . .



What am I thinking?

Blank area for drawing a think bubble.

